

UND-K Series

50 HZ / 400 V

UND-K 110 Diesel Generator Set
Standby

 110 kVA
 88 kW

Prime

 100 kVA
 84 kW

Standby Power (ESP) : In case of failure of reliable mains supply, variable voltage is used to power the load. ESP is ISO8528 compliant. Overloading is not allowed.

Prime Power (PRP) : It is used to supply variable electricity to the load for unlimited annual working hours. PRP is compatible with ISO 8528. It is used for 1 hour 10% overload in a 12-hour working period according to ISO3046.



Universal Generator sets are designed for Standby Power (ESP) use, Prime Power (PRP) indicated in the table is added for information purposes.

Engine

Universal Generator uses high-tech engine brands in its engine products that are designed for heavy duty conditions, have high performance, low fuel consumption, are mounted on the fuel pump, have mechanical or electronic governors depending on the type, oil, air and fuel filters can be changed, comply with ISO 3046, ISO 8528, BS 5514, DIN 6271 standards.

ENGINE SPECIFICATIONS

Engine Brand	KOFO	
Engine Model	R6105ZDS	
Engine Power	92 kW / 84 kW (Standby / Prime)	
Speed (rpm)	1500 d/dk	
Time	4	
Number of Cylinders	6	
Engine Capacity	6,49 lt	
Bore & Stroke (mm x mm)	105x125	
Compression Ratio	16:01	
Governor Type	Mechanic	
Induction System	Turbocharge / Intercooler	
Combustion System	Direct	
Cooling System	Water	
Lubrication Capacity	17 lt	
Coolant Capacity	23 lt	
Fuel	%100	27 lt
Consumption	%75	17 lt
(liter / hour)	%50	11 lt

Generator powers are declared according to 25°C temperature, 30% relative humidity environment and 100 kPa barometric pressure and conditions. Power loss may occur in generator sets depending on the environment in which they will operate. For power calculations for special operating conditions, please contact Universal Generator factory or the nearest authorized Universal Generator authorized dealer.

UNIVERSAL GENERATOR IS CONTINUOUSLY IMPROVING ITS PRODUCT GROUPS AND HAS THE RIGHT TO MAKE CHANGES IN PRODUCT CONFIGURATIONS WITHOUT NOTICE.



Alternator

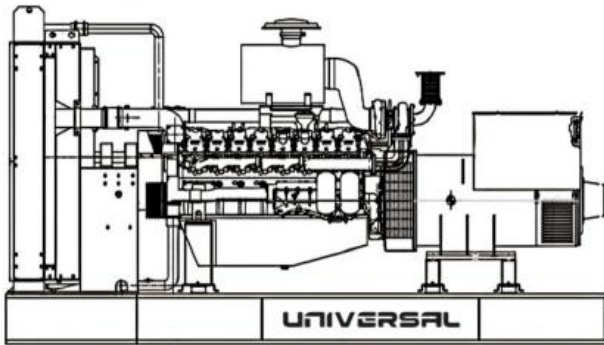
Universal Generator uses high technology alternator brands in its alternator products with steel body design, robust structure, maintenance-free bearing system (brushless), self-alert system, electronic type voltage regulator, BS 4999-5000; CEI EN 60034-1; IEC 60034-1; VDE 0530, OVE M10, NF 51-100,111; NEMA MG 1.22. Standards. The selection of alternator to be used in generator set production is optional and may vary depending on the project.

ALTERNATOR SPECIFICATIONS

Power Factor (cos ϕ)	0.8
Insulation Class	H
Protection	IP21 - IP23
Output Voltage	231 / 400 VAC
Frequency (HZ)	50 HZ
Permanent Voltage Reg. (\pm)	1%
Number of Poles	4
Design	AVR Brushless
Number of Bearings	Single
Short Circuit Current	%300 (10 sec.)
Productivity (%)	90
Connection Type	Star
Overload Uptime	110% - 1 hour
Harmonic Degradation (%)	< 1 %

ENGINE & ALTERNATOR OPTIONS

Circulation Type Heater	Oil Heater
Automatic Fuel Filling	Fuel - Water Separator
Manual Oil Filling Pump	Alternator with PMG and Dual AVR
Manual Oil Drain	Medium Voltage Alternator
Automatic Oil Drain	Single Phase Option
Tropical Type Radiator	Alternator Output Switch
Electronical Governor	Alternator Winding Heaters (Anti-humidity)
Lightning Protection	Short Circuit Voltage Interrupter



COOLENT SYSTEMS

Universal Generator uses radiators consisting of an expansion tank and a cooling fan, which keep the generator components at the appropriate temperature for maximum efficiency, high performance and effective use, in accordance with international standards and regulations.

UNIVERSAL GENERATOR IS CONTINUOUSLY IMPROVING ITS PRODUCT GROUPS AND HAS THE RIGHT TO MAKE CHANGES IN PRODUCT CONFIGURATIONS WITHOUT NOTICE.



Control System

Universal Generator uses generator control units with microprocessors that can be programmed as standard in its sets, which can monitor all measurement values and alarm messages and provide protection. Control panels are manufactured from A1 quality galvanized sheet metal and painted with electrostatic powder paint against corrosion. In order to prevent unauthorized interventions, there is a lock system on the covers of the control panels and there is a lighting button that provides illumination inside the panel and inside the cabin. In addition to the standard control panels, sets suitable for various operating variations are also manufactured in accordance with the demands of the customers and the operating conditions of the generator.

CONTROL SYSTEM STANDARD FEATURES

Automatic Control System with LCD Screen
Multifunctional Business Opportunity
Different Language Support
Programmable via USB, RS-232 and GSM
Fuel Level Control
Engine Block Water Heater Control
Summary Fault/Event Display, Record Keeping
Current Unbalance Protection
Automatic Fuel Pump Control
Over Power and Reverse Power Protection
Idle Speed Control
Fine Speed Adjustment (Some ECUs)
Emergency Stop Button



OPTIONS

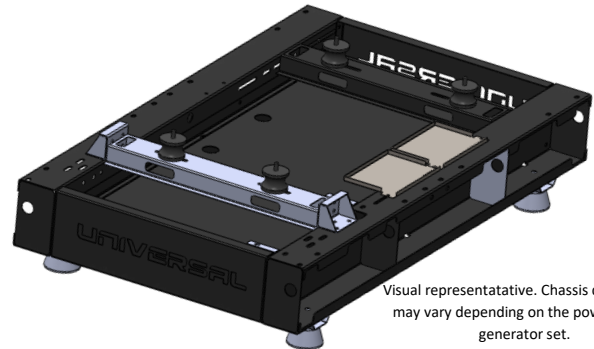
Automatic Transfer Switch	Analog Indicators
Circuit Breaker	Motorized Circuit Breaker
Electronical Governor	Audio Warning Systems
Synchronization System	Remote Communication Module
Earthquake Sensor	Charge Ammeter
Remote Monitoring and Control Module	Special Board Design

Chassis, Canopy & Fuel Tank

Universal Generator chassis have a modular design and are manufactured from steel, the tank is mounted to the chassis with bolts. Engine alternator radiator connections are made with vibration mounts and vibration is reduced to a minimum level. Special chassis and fuel tank designs can be made in line with customer demands.

CHASSIS

High Quality Steel with Improved Corrosion Resistance
Modular Design Providing Easy Accessibility&Maintenance
Anti-vibration Wedges
Electrostatic Powder Paint
Fuel Tank Integrated into the Chassis
Fuel Indicator Level
Fuel Drain Valve



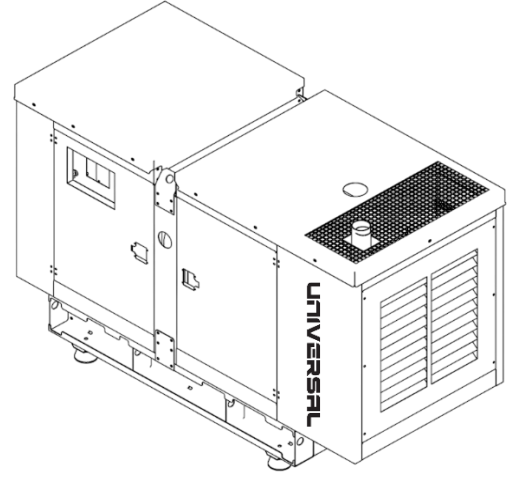
Visual representative. Chassis dimensions may vary depending on the power of the generator set.

UNIVERSAL GENERATOR IS CONTINUOUSLY IMPROVING ITS PRODUCT GROUPS AND HAS THE RIGHT TO MAKE CHANGES IN PRODUCT CONFIGURATIONS WITHOUT NOTICE.



CANOPY

- Modular Design Providing Easy Accessibility&Maintenance
- Emergency Stop Button on Canopy
- Transparent Control Panel Window
- Fireproof Acoustic Sponge Providing Sound Insulation
- Corrosion and Rust Resistant Electrostatic Powder Paint
- Hidden Exhaust Muffler in Cabin
- Homogeneous Cooling Providing Air Ducts
- Canopy Interior Lighting Possibility



Fireproof acoustic sponges used in the production of sound insulation cabins and providing sound insulation comply with ISO 9001 and IATF 16949:2016 regulations.

OPTIONS

Soundproofing Canopy in Special Size and Color	Super Quiet Isolation Canopy
Chassis in Special Size and Color	Container Type Sound Insulation Canopy
External Type Fuel Tank	Trailer
Critical / Hospital Type Silencer	Double Walled Fuel Tank
Waste Collection Pan	Epoxy Paint

Quality Certificates

All generator sets produced by Universal Generator have;
ISO 9001-2015, ISO 14001-2015, ISO 45001-2018 Management Systems certificates
2000/14/EC Noise Directive conformity certificate
TSE standards conformity certificate
After Sales Service Competence Certificate

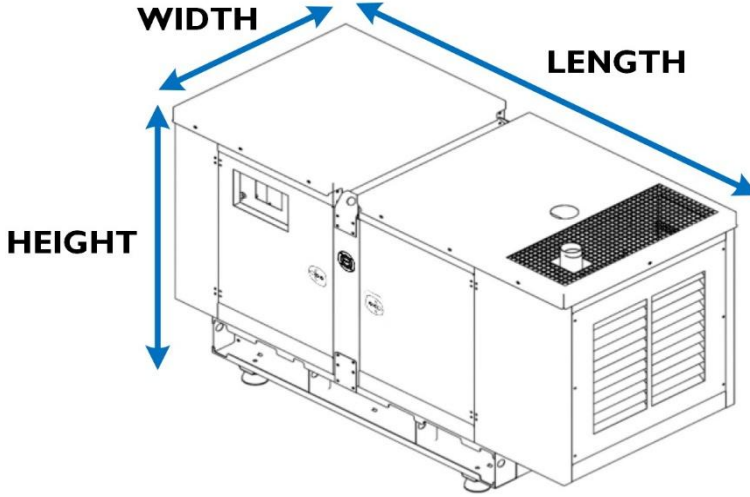
All generating sets produced by Universal Generator have CE Declaration.

Technical informations and values complies with;
Machinery Directive 2006/42/EC,
Electromagnetic Compatibility Directive 2014/30/EU,
2014/35/EU Low Voltage Directive,

EN ISO 8528-13:2016, EN ISO 12100:2010, EN ISO 14120:2015, EN ISO 13851:2019, EN ISO 13854:2019, EN 61000-6-2:2019, EN 61000-6-4:2019, EN 60204-1:2018 regulations and ISO3046, NEMA MG1.22, IEC 600341, BS 49995000, VDE 0530 standards.

UNIVERSAL GENERATOR IS CONTINUOUSLY IMPROVING ITS PRODUCT GROUPS AND HAS THE RIGHT TO MAKE CHANGES IN PRODUCT CONFIGURATIONS WITHOUT NOTICE.



Technical Dimensions

UJST (standard canopy dimensions are specified. Dimensions for UJBT (heavy-duty canopy) and UJPT (project type canopy) vary.

CABINET GROUP

WIDTH	LENGTH	HEIGHT	WEIGHT	FUEL TANK
1100 mm	3000 mm	1850 mm	1395 kg	265 lt

UNCABINET GROUP

WIDTH	LENGTH	HEIGHT	WEIGHT	FUEL TANK
1100 mm	2100 mm	1650 mm	1155 kg	265 lt

Documentation

Documents included in Universal Generator sets;

- Diesel generator set operation and maintenance manual
- Diesel engine use and maintenance manual
- Alternator use and maintenance manual
- Control panel connection diagram
- General maintenance schedule
- Generator factory load test report
- Service Information Form & Running-in Maintenance Form

* The warranty certificate and warranty conditions are located in the last section of the operation and maintenance manual booklet supplied with the generator set.

UNIVERSAL GENERATOR IS CONTINUOUSLY IMPROVING ITS PRODUCT GROUPS AND HAS THE RIGHT TO MAKE CHANGES IN PRODUCT CONFIGURATIONS WITHOUT NOTICE.

